

Miniature tri-axial IEPE accelerometer



Features

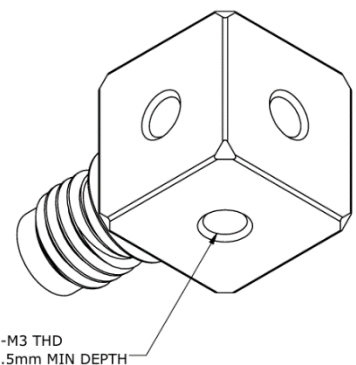
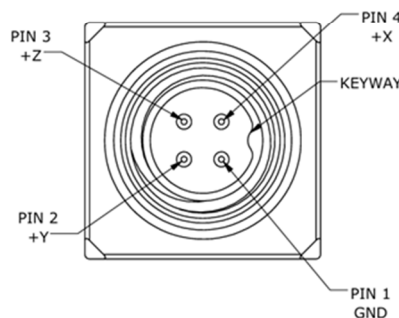
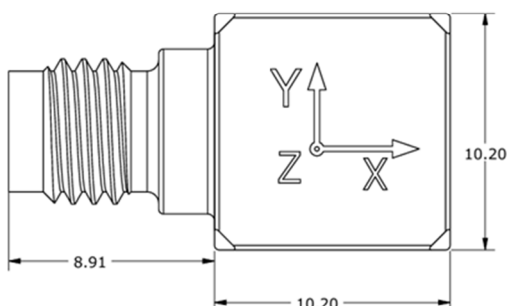
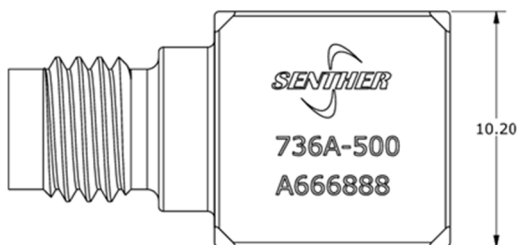
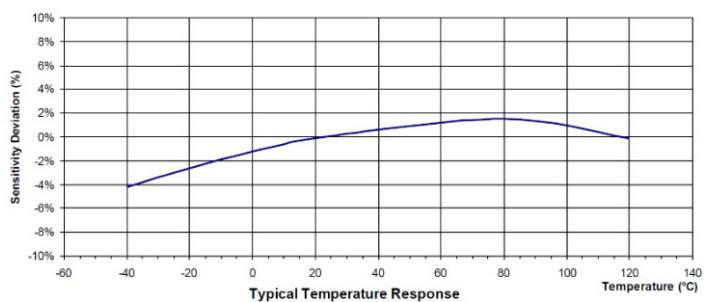
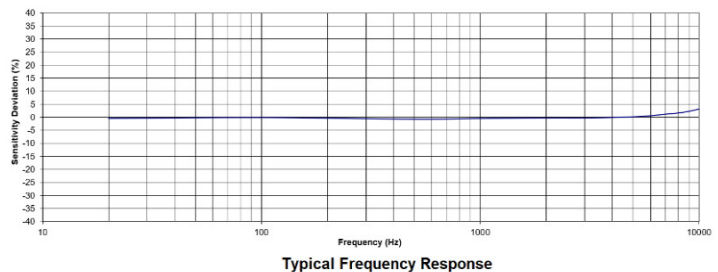
- High-resolution signal
- Tri-axial measurement
- Flexible cable exit
- Adhesive or screw mounting
- Hermetic sealed
- Annular shear mode
- Extreme frequency response

Application

- Aircraft research
- Shock testing
- Road testing
- Modal analysis

Description

Model 736A is an IEPE triaxial accelerometer designed for miniature applications. The accelerometer uses shear piezo electrical element which provides a wide operating frequency range. The IEPE sensor combines outstanding crystals and low noise integral microelectronics to achieve very low sensitivity variation over the operating temperature range, compared to other sensing element designs. The shear element technology also ensures high immunity to base strain errors. The accelerometer uses a welded titanium construction for low mass and a light weight 4 pin connector, or integral cable assembly for lower mass and wider frequency operation. Excellent frequency response, both amplitude and phase, provide the user with a triaxial accelerometer ideally suited for structural and component testing, drop tests and general laboratory vibration work. The miniature cube size of this accelerometer enables the test engineer or technician to measure the accelerations of three orthogonal axes of vibration simultaneously on lightweight structures. All variations provide reliable measurements and long-term stability.



Specification

Typical at +24°C (+75°F), 24Vdc, 4 mA and 100Hz, unless otherwise stated.

Measurement range	±50	±100	±200	±500	±1000	±5000	g
Sensitivity, ±10%	100	50	25	10	5	1	mV/g
Frequency response, ±5%	0.7~10000	0.7~10000	0.7~10000	0.7~10000	0.7~10000	0.7~10000	Hz
Frequency response, ±10%	0.5~12000	0.5~12000	0.5~12000	0.5~12000	0.5~12000	0.5~12000	Hz
Resonant frequency	55	55	55	55	55	55	kHz
Transverse sensitivity	<5	<5	<5	<5	<5	<5	%
Temperature response	±10	±10	±10	±10	±10	±10	%
Non-linearity	±1	±1	±1	±1	±1	±1	%FSO
Residual noise (2 Hz to 20 KHz)	0.0005	0.0006	0.0007	0.0008	0.001	0.003	Equiv. g RMS
Operating temperature	-55 to +85	-55 to +100	-55 to +125	-55 to +125	-55 to +125	-55 to +125	°C
Shock limit	10000	10000	10000	10000	10000	10000	g

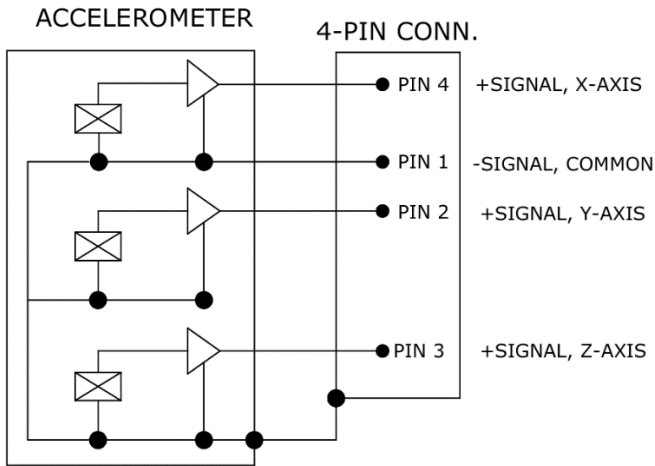
Parameters	Value	Units
Bias voltage (room temperature)	8 to 12	Vdc
Bias voltage (operating temperature)	6 to 13	Vdc
Output impedance	<100	Ω
Full scale output voltage	±5	V
Insulation resistance (@100Vdc)	>100	MΩ
Supply (compliance) voltage	18 to 30	Vdc
Supply current	2 to 10	mA
Humidity	Hermetically sealed	
Case material	Titanium alloy	
Sensing element	Piezo ceramic	
Weight	4.6	Grams
Mounting torque	16 (1.8)	lb-in (N-m)

Accessories

Calibration certificate included.

Part Number	Description	Availability
PM0117	M3X8.0 cup point set screw	Included
13M1-3	3 meter mating cable with 4 pins mating connector to 3X BNC(male) connector	Optional
MB0028	Adhesive mounting adapter	Optional
MB0006	Magnet mounting adapter(base ground)	Optional
MB0018	Magnet mounting adapter(isolated)	Optional
IN-03	3 channels IEPE signal conditioner	Optional
IN-91	Portable vibration analyzer	Optional
IN-3062	8 channels data acquisition system	Optional

Measurement configuration



Ordering information

736	A	-	50
Model	Output signal	-	Range
736	A=IEPE output	-	50=50g 100=100g 200=200g 500=500g 1000=1000g 5000=5000g

