

## Flight test tri-axial IEPE accelerometer



### Features

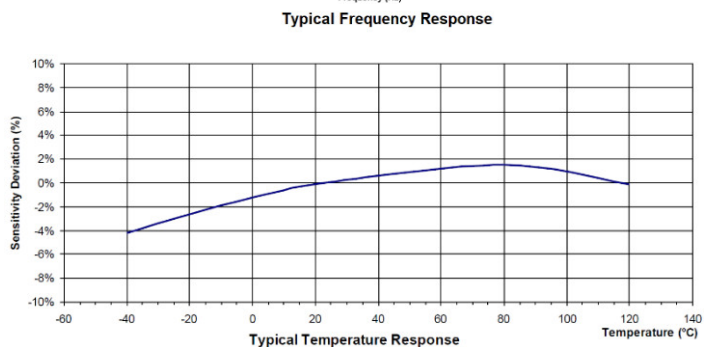
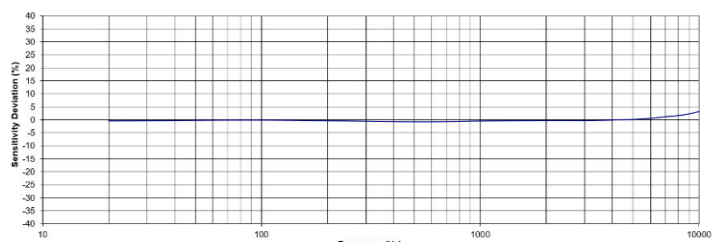
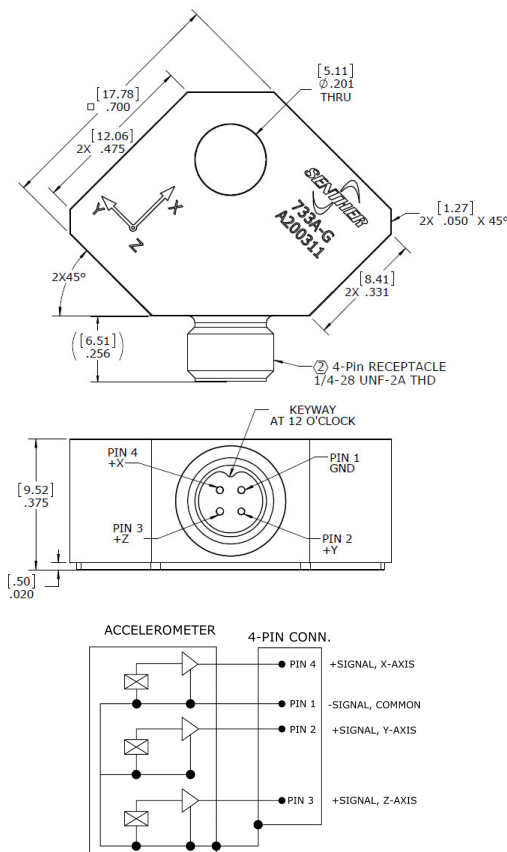
- Tri-axial measurement
- Flexible cable exit
- Adhesive or screw mounting
- Hermetic sealed
- Annular shear mode
- Wide frequency response
- Mounting ground isolated

### Application

- Aircraft testing
- Shock testing
- Road testing
- Modal analysis
- Flight test

### Description

Model 733A is an IEPE triaxial accelerometer designed for miniature applications. The accelerometer uses shear piezo electrical element which provides a wide operating frequency range. The IEPE sensor combines outstanding crystals and low noise integral microelectronics to achieve very low sensitivity variation over the operating temperature range, compared to other sensing element designs. The shear element technology also ensures high immunity to base strain errors. The accelerometer uses a welded titanium construction for low mass and a light weight 4 pin connector, or integral cable assembly for lower mass and wider frequency operation. Optional design is available for underwater application(class IP68), the water-proof design is work for application of underwater vibration testing at up to 1 Mpa. Excellent frequency response, both amplitude and phase, provide the user with a triaxial accelerometer ideally suited for structural and component testing, drop tests and general laboratory vibration work. The miniature size of this accelerometer enables the test engineer or technician to measure the accelerations of three orthogonal axes of vibration simultaneously on lightweight structures. All variations provide reliable measurements and long-term stability.



## Specification

Typical at +24°C (+75°F), 24Vdc, 4 mA and 100Hz, unless otherwise stated.

Measurement range	±50	±100	±200	±500	±1000	±2000	g
Sensitivity, ±15%	100	50	25	-	-	-	mV/g
Sensitivity, ±10%	-	-	-	10	5	2.5	mV/g
Frequency response, ±5%	1~10000	0.5~10000	2~10000	1~10000	1~10000	1~10000	Hz
Frequency response, ±3dB	0.5~15000	0.3~15000	1~15000	0.5~15000	0.5~15000	0.5~15000	Hz
Resonant frequency	42	42	42	42	42	42	kHz
Transverse sensitivity	<5	<5	<5	<5	<5	<5	%
Temperature response, -55 to +125°C	±10	±10	±10	±10	±10	±10	%
Non-linearity	±1	±1	±1	±1	±1	±1	%FSO
Residual noise (2 Hz to 20 KHz)	0.0016	0.002	0.002	0.002	0.006	0.006	Equiv. g RMS
Shock limit	5000	5000	5000	5000	5000	5000	g


Parameters	Value	Units
Bias voltage (room temperature)	8 to 12	Vdc
Bias voltage (-55°C to 125°C)	6 to 13	Vdc
Output impedance	<100	Ω
Full scale output voltage	±5	V
Insulation resistance (@100Vdc)	>100	MΩ
Supply (compliance) voltage	18 to 30	Vdc
Supply current	2 to 10	mA
Operating & storage temperature	-55 to +125°C	°C
Humidity	Hermetically sealed	
Case material	Titanium alloy	
Sensing element	Piezo ceramic	
Weight	8.5	Grams
Mounting torque	18 (2.0)	lb-in (N-m)

## Accessories

Calibration certificate included.

Part Number	Description	Availability
PM0452 / PM0242	10-32 x5/8 socket cup head insulated screw/washer	One screw included
PM0493 / PM0242	M5 x16 socket cup head insulated screw/washer	
13-3	3 meter mating cable with 4 pins mating connector to 3X BNC(male) connector	Optional
IN-03	3 channels IEPE signal conditioner	Optional
IN-91	Portable vibration analyzer	Optional
IN-3062	8 channels data acquisition system	Optional

## Measurement configuration



## Ordering information

733	A	- 50	- A
Model	Output signal	- Range	- Mounting screw
733	A=IEPE output E=IEPE output with TEDS	- 50=50g 100=100g 200=200g 500=500g 1000=1000g 2000=2000g	- A=10-32 x5/8 socket cup head insulated screw/washer B=M5 x16 socket cup head insulated screw/washer C*=Special

