

Tri-axial static response accelerometer



Features

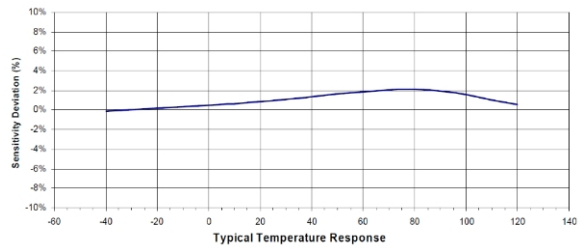
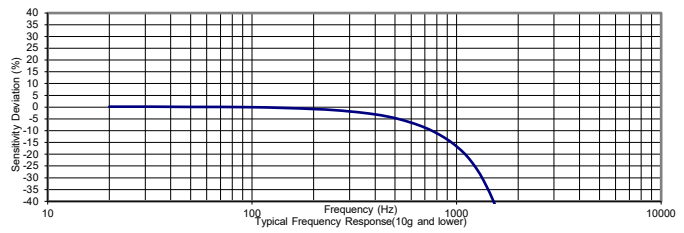
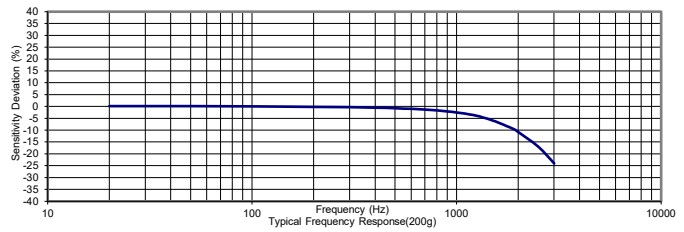
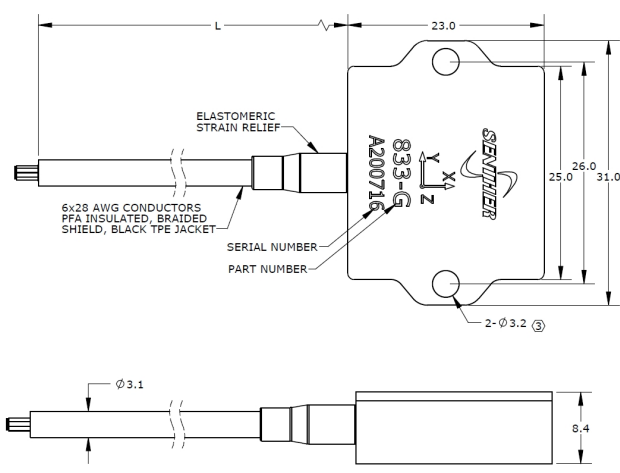
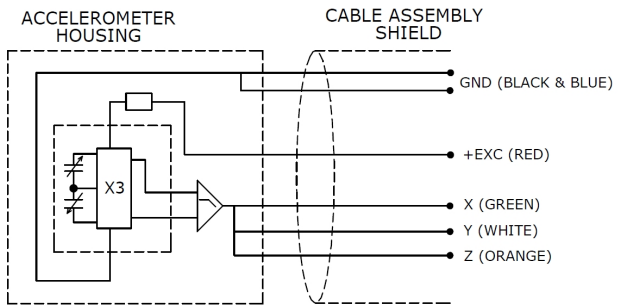
- Static response
- 2 to 200g full scale
- Motion, low frequency, tilt
- 5K g shock survivability
- Temperature compensation

Application

- Automotive road testing
- Civil engineering structures
- Railway comfort
- Aviation and aerospace

Description

Model 833 is a high-sensitivity triaxial accelerometer which simultaneously measures acceleration and low-frequency vibration in three mutually perpendicular axial. 833 is triaxial capacitive accelerometer family utilizes a silicon Micro-Electro-Mechanical System (MEMS) variable capacitance sensing element. The output signal is scaled as a voltage which is proportional to the applied acceleration, signal format is single-ended $2.5 \pm 2V$. The accelerometer is powered by a single regulated supply between 5.5 to 30 Vdc. Thermal drift has been compensated by internal circuit for the best environment stability. The sensing element and electronics are contained in a lightweight housing with an integral cable terminated by pigtails or specified connector. Signal ground is isolated from the test object that benefit from the anodized aluminum housing. The accelerometer can be mounted by M3 metric screw or adhesive. 833 is well-suited for a wide variety of R&D or OEM applications requiring low frequency measurements and compact size.



Specification

All values are typical at +24°C (+75°F), 12Vdc excitation and apply to each axis unless otherwise stated.

DYNAMIC RANGE	2	5	10	200	g
SENSITIVITY $\pm 10\%$	1000	400	200	10	mV/g
FREQUENCY RESPONSE $\pm 3\text{db}$	0-400	0-400	0-400	0-1000	Hz
RESIDUAL NOISE (PASSBAND)	1000	500	400	1300	$\mu\text{V RMS}$
SHOCK LIMIT	5000	5000	5000	5000	g


PARAMETERS	VALUE	UNITS
ZERO ACCELERATION OUTPUT	2.5 \pm 0.1	V
TRANSVERSE SENSITIVITY	<3	%
NON-LINEARITY (BFSL)	± 1	%FSO
THERMAL ZERO SHIFT, -40 to +85°C, REF. 24°C	± 2	%FSO
THERMAL SENSITIVITY SHIFT, -40 to +85°C, REF. 24°C	± 2	%
EXCITATION VOLTAGE	5.5 to 30	Vdc
EXCITATION CURRENT	<10	mA
FULL SCALE OUTPUT VOLTAGE	± 2	Vpk (FSO=2V)
OUTPUT IMPEDANCE	<100	Ω
INSULATION RESISTANCE (@500Vdc)	>100	M Ω
TURN ON TIME	<100	mSEC
OPERATING AND STORAGE TEMPERATURE	-40 to +85	°C
HUMIDITY	Silicone potted	
WEIGHT (CABLE NOT INCLUDED)	15	Grams
MOUNTING TORQUE	6 (0.7)	lb-in (Nm)

Accessories

Calibration certificate included.

Part Number	Description	Availability
PM0361	M3x16 socket head cap screws	2pcs included
PM0073	$\varnothing 3$ SST washer	2pcs included
PJ0048	LEMO FGG-1B-307 connector	Optional
IN-3062	8 channels data acquisition system	Optional

Measurement configuration

Sensor	Connector	Data acquisition	Computer
			

Ordering information

833	-	5	-	3
Model	-	Range	-	Cable length
833	-	2=2g 5=5g 10=10g 200=200g	-	1=1 meter 3=3 meters

